





FLOOR PLAN

Betty Clay
Library
6.5m x 5.5m
35.75m²

CAPACITY

						
Boardroom	Open Boardroom	Cabaret/ Dinner	Classroom	Theatre	U-Shape	Exam
18	18	18	12	30	12	20

WHITE HOUSE

